

MANAGEMENT STYLE

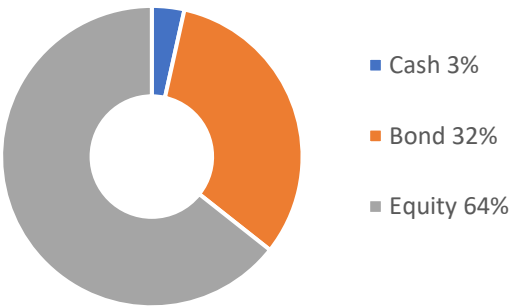
- Value bias
- Quality focus (strong Balance Sheet / full cycle profitability)
- Disciplined bottom-up research process
- Management interviews
- Low turnover
- High conviction portfolios
- Minimum 7 industry sectors

GLOBAL BALANCED

- Capital preservation & growth
- Active asset allocation
- 20 - 40 bonds: core duration strategy & active sector allocation
- 20 - 40 Canadian stocks (all cap)
- 20 - 40 Global stocks (U.S. and International ADR's)

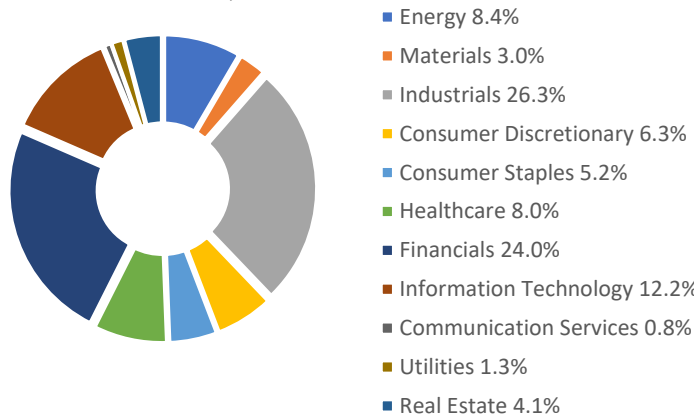
Asset Allocation – Barrantagh Balanced Portfolio

Portfolio Date: June 30, 2025



Current Portfolio – Equity Sectors

Portfolio Date : June 30, 2025



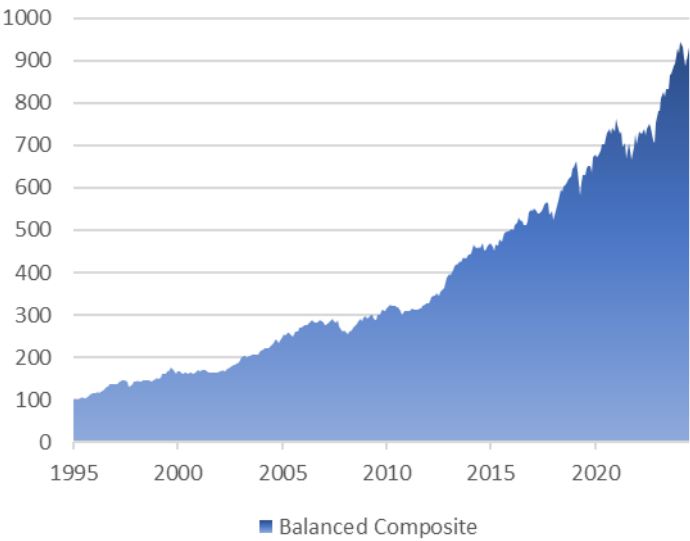
Top 5 Equity Holdings

Portfolio Date : June 30, 2025

	Portfolio Weight %
Microsoft Corp	3.7
Amazon Inc	2.9
Royal Bank of Canada	2.8
JPMorgan Chase & Co	2.3
Toronto-Dominion Bank	2.2

Investment Growth (CDN \$)*

Time Period: January 1, 1996 to June 30, 2025

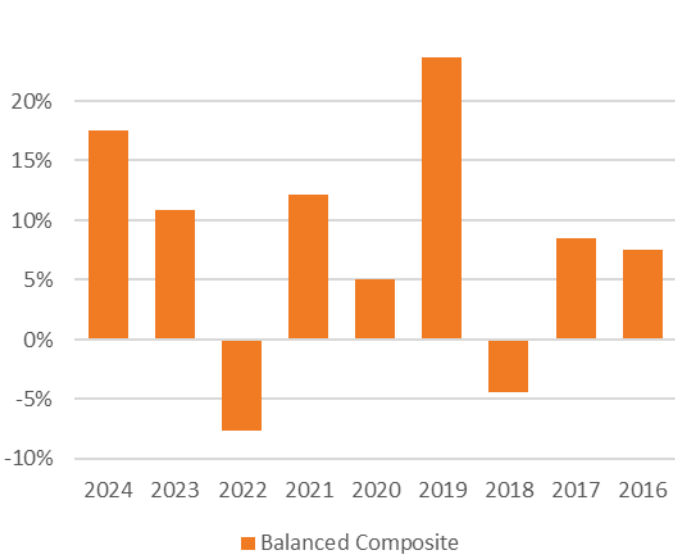


Trailing Returns *

As of June 30, 2025

	YTD	1 Yr	3 Yrs	5 Yrs	7 Yrs	10 Yrs
Barrantagh Balanced	1.7%	11.9%	11.7%	8.2%	7.8%	7.3%

Investment Performance *



* Investment returns shown are provided for informational purposes only and are calculated before management fees (gross of fees). Returns are annualized for periods greater than 1 year and calculated on a total return basis which includes income and capital gains (losses). Investment performance is calculated from a composite of identical client accounts. Past performance is no guarantee of future performance and future performance will fluctuate with future market outcomes.