

EQUITY MANAGEMENT

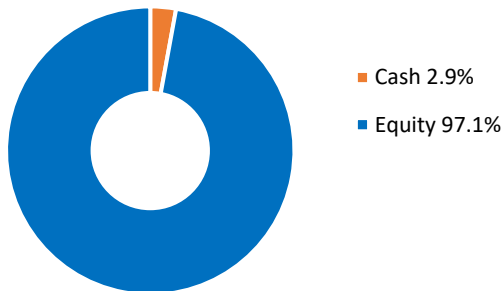
- Value bias
- Quality focus (strong Balance Sheet / full cycle profitability)
- Disciplined bottom-up research process
- Management interviews
- Low turnover
- High conviction portfolios
- Minimum 7 industry sectors

CANADIAN INCOME EQUITIES

- 20 - 40 Canadian stocks
- Primarily large capitalization dividend bearing Canadian equities

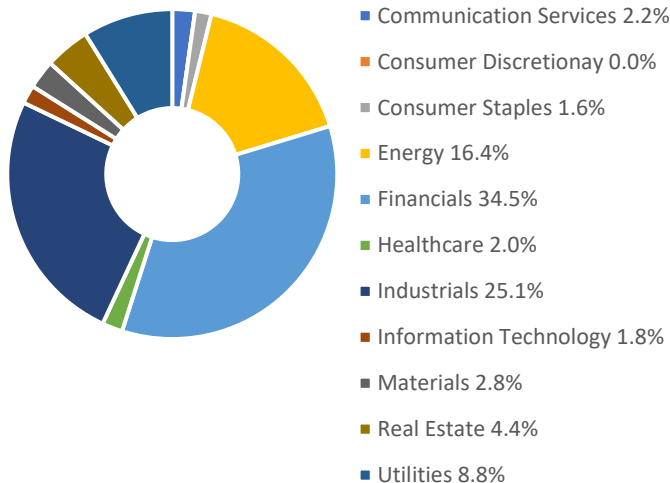
Asset Allocation – Barrantagh CDN Equity Income

Portfolio Date: December 31, 2024



Current Portfolio – Equity Sectors

Portfolio Date: December 31, 2024



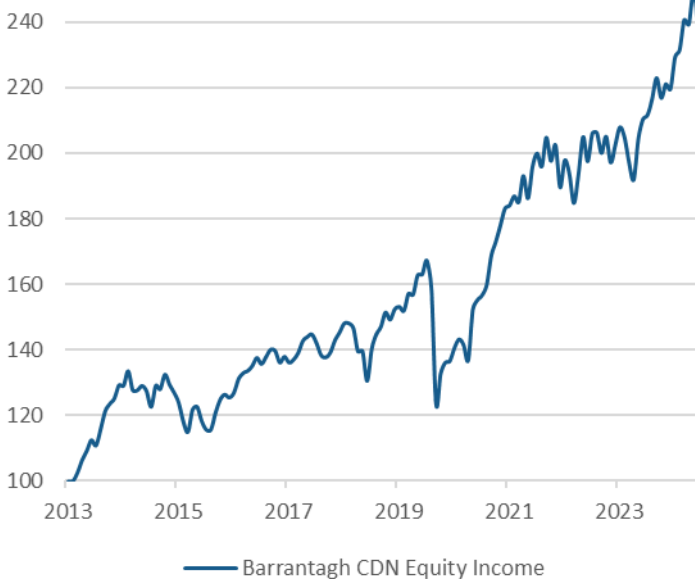
Top 5 Holdings

Portfolio Date: December 31, 2024

	Portfolio Weight %
Royal Bank Of Canada	8.2
Toronto-Dominion Bank	5.7
Bank Of Nova Scotia	5.2
Tourmaline Oil Corp	4.8
CDN Natural Resources	4.4

Investment Growth (CDN\$) *

Time Period: July 1, 2013 to December 31, 2024

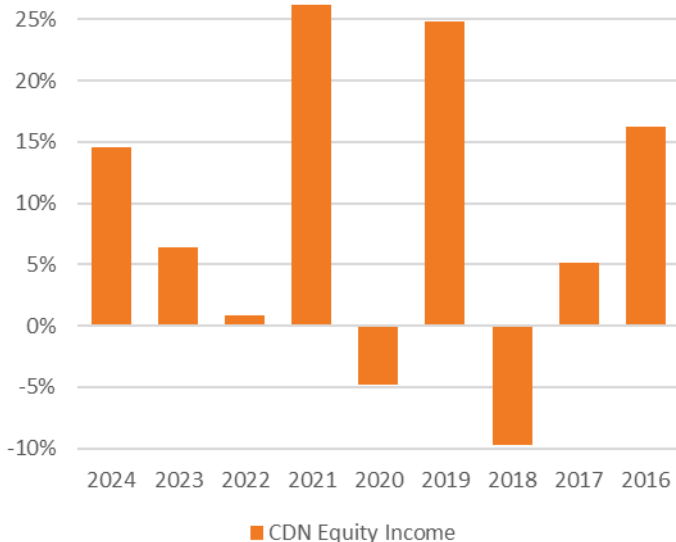


Trailing Returns*

As of Dec 31, 2024

	YTD	1 Year	3 Years	5 Years	10 Years
Barrantagh CDN Equity Inc	14.6%	14.6%	7.1%	8.1%	6.6%

Investment Performance Chart *



* Investment returns shown are provided for informational purposes only and are calculated before management fees (gross of fees). Returns are annualized for periods greater than 1 year and calculated on a total return basis which includes income and capital gains (losses). Investment performance is calculated from a composite of identical client accounts. Past performance is no guarantee of future performance and future performance will fluctuate with future market outcomes.