

EQUITY MANAGEMENT

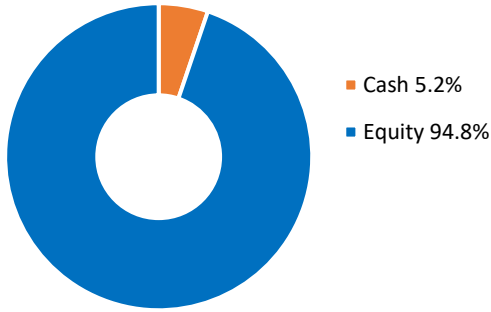
- Value bias
- Quality focus (strong Balance Sheet / full cycle profitability)
- Disciplined bottom up research process
- Management interviews
- Low turnover
- High conviction portfolios
- Minimum 7 industry sectors

MID-CAP CANADIAN EQUITIES

- 20 - 40 Canadian stocks

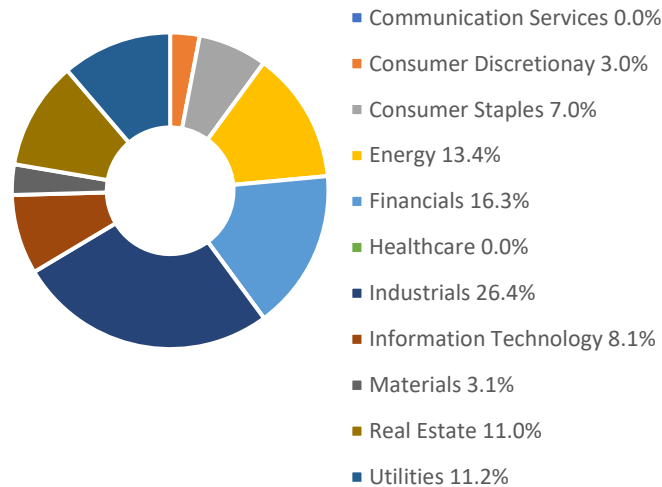
Asset Allocation – Barrantagh Mid-Cap Equity

Portfolio Date: Mar 31, 2024



Current Portfolio – Equity Sectors

Portfolio Date: Mar 31, 2024



Top 5 Holdings

Portfolio Date: Mar 31, 2024

Company	Portfolio Weight %
Arc Resources Ltd	5.6
Stantec Inc	5.1
Boyd Group Services Inc	4.8
Softchoice Corp	4.7
EQB Inc	4.4

Investment Growth (CDN\$) *

Time Period: May 31, 2017 to Mar 31, 2024

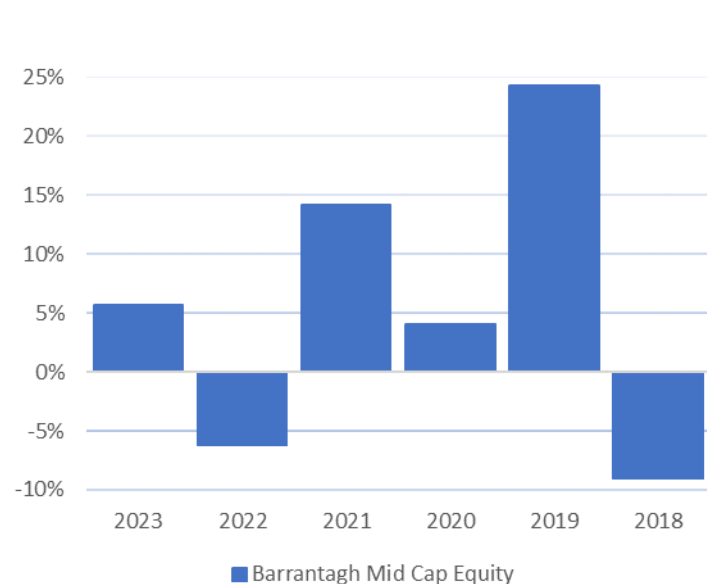


Trailing Returns *

Portfolio Date: Mar 31, 2024

	YTD	1 Yr	3 Yrs	5 Yrs
Barrantagh Mid Cap Equity	5.5%	9.2%	4.3%	6.7%

Investment Performance Chart *



* Investment returns shown are provided for informational purposes only and are calculated before management fees (gross of fees). Returns are annualized for periods greater than 1 year and calculated on a total return basis which includes income and capital gains (losses). Investment performance is calculated from a composite of identical client accounts. Past performance is no guarantee of future performance and future performance will fluctuate with future market outcomes.