

## EQUITY MANAGEMENT

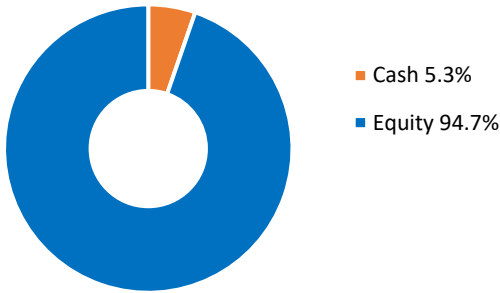
- Value bias
- Quality focus (strong Balance Sheet / full cycle profitability)
- Disciplined bottom-up research process
- Management interviews
- Low turnover
- High conviction portfolios
- Minimum 7 industry sectors

## CANADIAN INCOME EQUITIES

- 20 - 40 Canadian stocks
- Primarily large capitalization dividend bearing Canadian equities

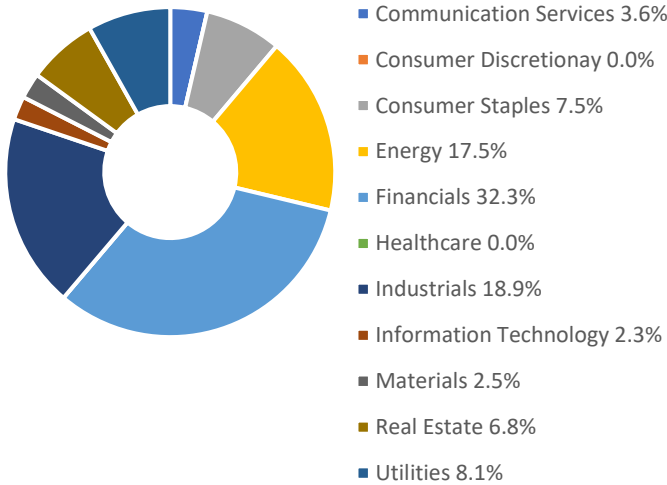
### Asset Allocation – Barrantagh CDN Equity Income

Portfolio Date: June 30, 2023



### Current Portfolio – Equity Sectors

Portfolio Date: June 30, 2023



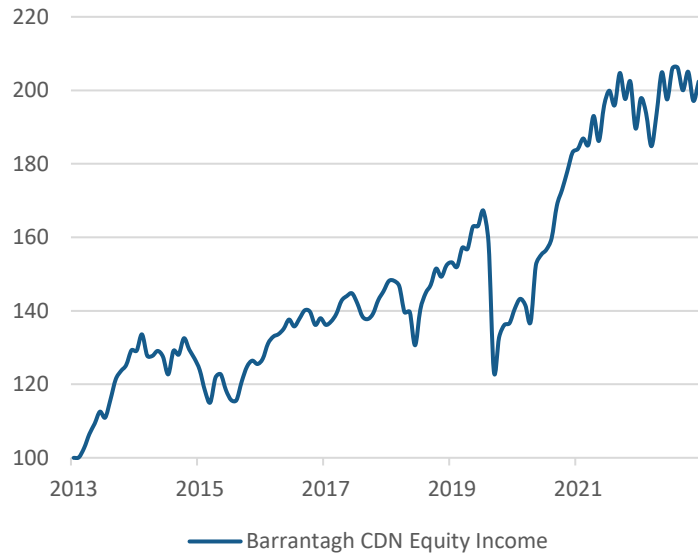
### Top 5 Holdings

Portfolio Date: June 30, 2023

Company	Portfolio Weight %
Royal Bank Of Canada	6.8
Toronto-Dominion Bank	6.6
Tourmaline Oil Corp	5.5
Bank Of Nova Scotia	5.4
CDN Natural Resources	4.4

### Investment Growth (CDN\$) \*

Time Period: July 1, 2013 to June 30, 2023

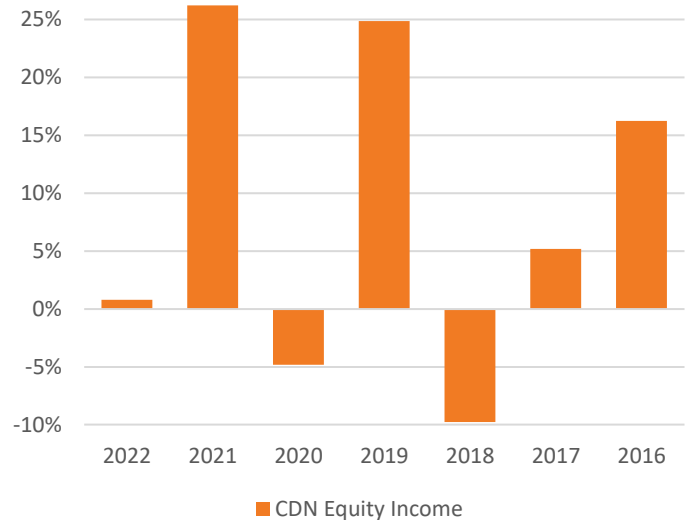


### Trailing Returns\*

As of June 30, 2023

	YTD	1 Year	3 Years	5 Years	10 Years
Barrantagh CDN Equity Inc	2.5%	6.7%	14.0%	6.8%	7.5%

### Investment Performance Chart \*



\* Investment returns shown are provided for informational purposes only and are calculated before management fees (gross of fees). Returns are annualized for periods greater than 1 year and calculated on a total return basis which includes income and capital gains (losses). Investment performance is calculated from a composite of identical client accounts. Past performance is no guarantee of future performance and future performance will fluctuate with future market outcomes.