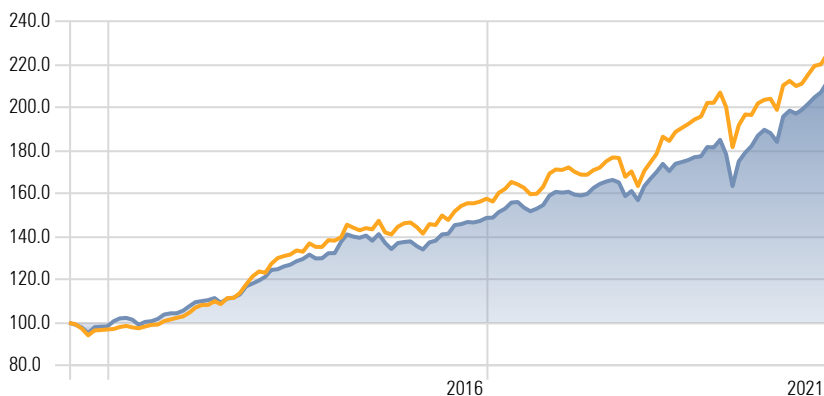


Barrantagh Global Balanced Portfolio

- **MANAGEMENT STYLE**
 - Value bias
 - Quality focus (strong Balance Sheet / full cycle profitability)
 - Disciplined bottom up research process
 - Management interviews
 - Low turnover
 - High conviction portfolios
 - Minimum 7 GICS sectors
- **GLOBAL BALANCED**
 - Capital preservation & growth
 - Active asset allocation
 - 20 - 40 bonds: core duration strategy & active sector allocation
 - 20 - 40 Canadian stocks (all cap)
 - 20 - 40 Global stocks (U.S. and International ADR's)

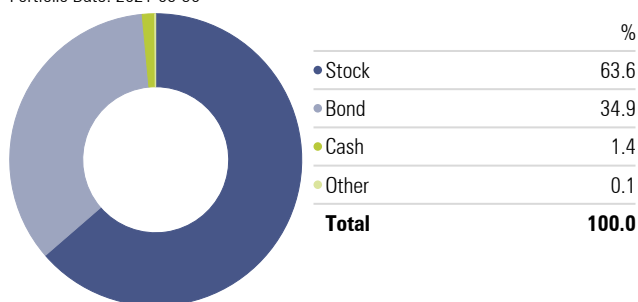
Investment Growth (CDN \$)*

Time Period: 2011-07-01 to 2021-06-30



BARRANTAGH BALANCED PORTFOLIO - Asset Allocation

Portfolio Date: 2021-06-30



% — BARRANTAGH BALANCED PORTFOLIO — Balanced Benchmark

Trailing Returns *

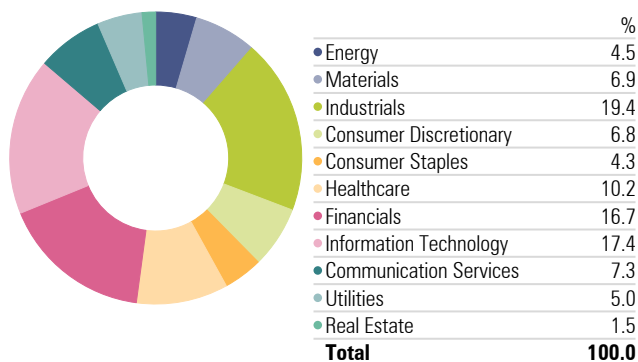
As of Date: 2021-06-30 Currency: Canadian Dollar

	YTD	1 Year	3 Years	5 Years	8 Years	10 Years
BARRANTAGH BALANCED PORTFOLIO	5.87	14.40	9.33	8.77	9.53	8.45
Balanced Benchmark	6.69	16.37	8.81	8.44	8.63	7.81

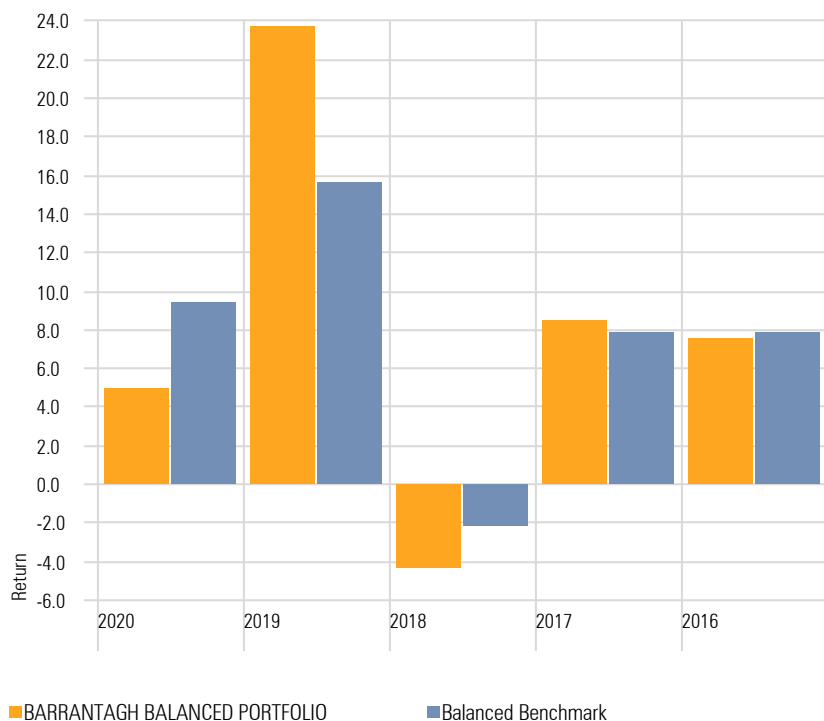
Balanced benchmark: 5% T-bill, 35% FTSE TMX Canada Universe Bond, 30% S&P/TSX, 30% MSCI World

Current Portfolio - Equity Sectors (GICS)

Portfolio Date: 2021-06-30



Investment Performance Chart *



* Investment returns shown are provided for informational purposes only and are calculated before management fees (gross of fees). Returns are annualized for periods greater than 1 year and calculated on a total return basis which includes income and capital gains (losses). Investment performance is calculated from a composite of identical client accounts. Past performance is no guarantee of future performance and future performance will fluctuate with future market outcomes.

Top 10 Holdings

Portfolio Date: 2021-06-30

Company	Portfolio Weighting %
Barrantagh Small Cap Canadian Equity O	6.28
Toronto Dominion Bk 2021-08-17	2.67
Ontario (Province Of) 2.700% 06/02/2029 CAD SNR Country Subdivision	2.12
Alphabet Inc Class A	1.95
Westcoast Energy Inc Pref Share	1.92
Telefonaktiebolaget L M Ericsson ADR Class B	1.79
Schneider Electric SE ADR	1.77
T-Mobile US Inc	1.77
Dollar General Corp	1.76
Enbridge Gas Inc 2.900% 04/01/2030 CAD UNSUB MTN	1.73