

# Barrantagh Fixed Income Portfolio

## MANAGEMENT STYLE

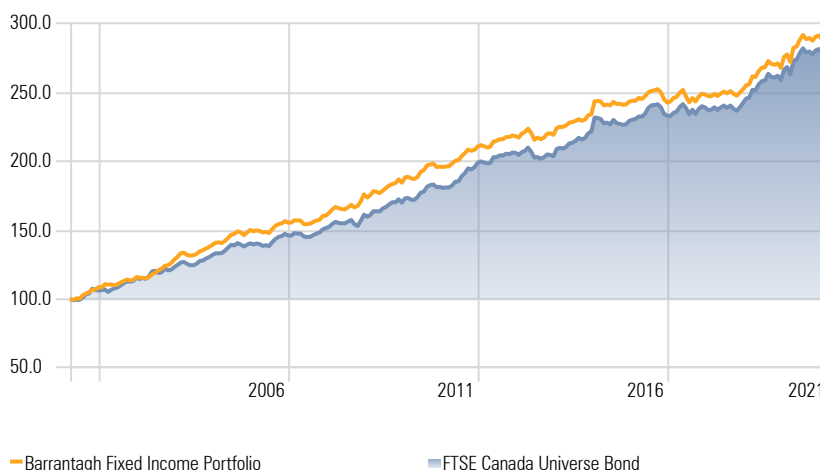
- Value bias
- Quality focus (strong Balance Sheet / full cycle profitability)
- Disciplined bottom up research process
- Management interviews
- Low turnover
- High conviction portfolios
- Broad sector exposure

## FIXED INCOME

- Capital preservation & growth
- Active asset allocation
- Fundamental credit risk analysis
- Interest rate risk management
- 20 - 40 bonds: core duration strategy & active sector allocation

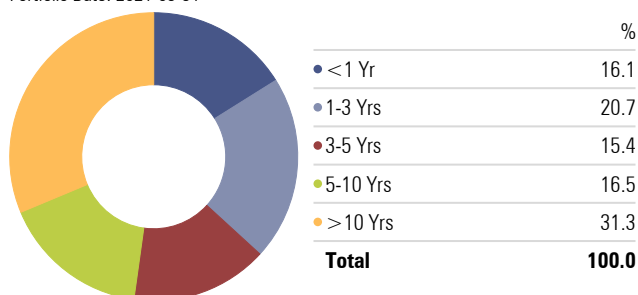
## Investment Growth (CDN \$) \*

Time Period: 2001-04-01 to 2021-03-31



## Distribution by Maturity

Portfolio Date: 2021-03-31

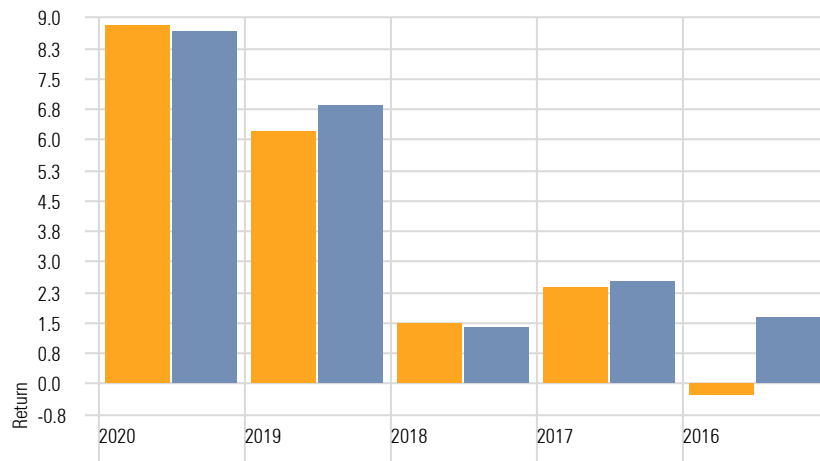


## Trailing Returns \*

As of Date: 2021-03-31 Calculation Benchmark: FTSE Canada Universe Bond

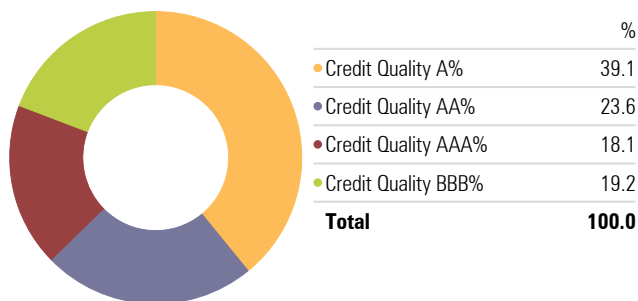
	YTD	1 Year	3 Years	5 Years	10 Years	15 Years	20 Years
Barrantagh Fixed Income Portfolio	-5.06	1.68	3.59	2.38	3.49	4.19	5.23
FTSE Canada Universe Bond	-5.04	1.62	3.77	2.83	3.98	4.42	5.04

## Investment Performance Chart \*



## Credit Quality Allocation

Portfolio Date: 2021-03-31



## Top 10 Holdings

Portfolio Date: 2021-03-31

Portfolio Weighting %	Duration	7.33 Yrs
Ontario Prov Cda 2029-06-02	5.49	
Westcoast Energy Inc Pref Share	5.31	
Government Of Canada 2025-09-01	5.14	
Saskatchewan Prov Cda 2040-06-01	4.80	
Canada Hsg Tr No 1 2024-06-15	4.56	
Enbridge Gas Inc Disc 2030-04-01	4.47	
Alberta Prov Cda 4.5% 2040-12-01	4.40	
Opb Fin Tr 2027-01-25	4.05	
Toronto Dominion Bk 2021-04-06	4.02	
Quebec Prov Medium Term Nt Cds 3.5% 2045-12-01	3.70	
	Yield to Maturity	1.90%
	Current Yield	3.17%
	Term to Maturity	9.91 Yrs
	Average Credit Quality	A+

## Portfolio Characteristics

\* Investment returns shown are provided for informational purposes only and are calculated before management fees (gross of fees). Returns are annualized for periods greater than 1 year and calculated on a total return basis which includes income and capital gains (losses). Investment performance is calculated from a composite of identical client accounts. Past performance is no guarantee of future performance and future performance will fluctuate with future market outcomes.