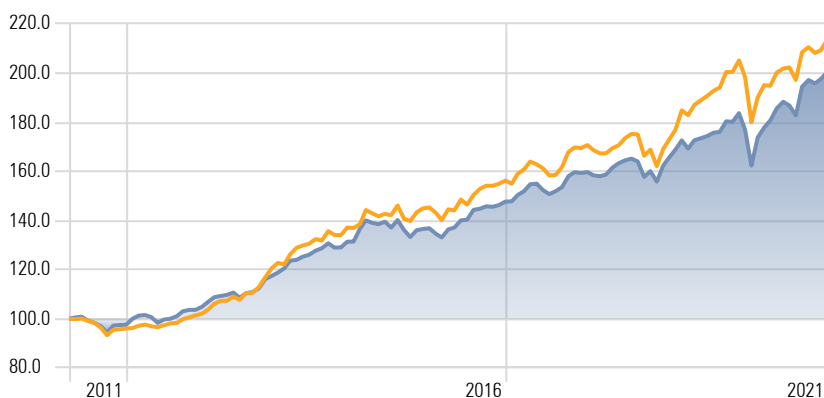


# Barrantagh Global Balanced Portfolio

- **MANAGEMENT STYLE**
  - Value bias
  - Quality focus (strong Balance Sheet / full cycle profitability)
  - Disciplined bottom up research process
  - Management interviews
  - Low turnover
  - High conviction portfolios
  - Minimum 7 GICS sectors
- **GLOBAL BALANCED**
  - Capital preservation & growth
  - Active asset allocation
  - 20 - 40 bonds: core duration strategy & active sector allocation
  - 20 - 40 Canadian stocks (all cap)
  - 20 - 40 Global stocks (U.S. and International ADR's)

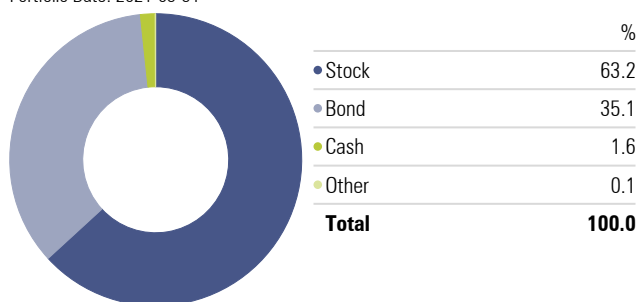
## Investment Growth (CDN \$)\*

Time Period: 2011-04-01 to 2021-03-31



## BARRANTAGH BALANCED PORTFOLIO - Asset Allocation

Portfolio Date: 2021-03-31



% — BARRANTAGH BALANCED PORTFOLIO — Balanced Benchmark

## Trailing Returns \*

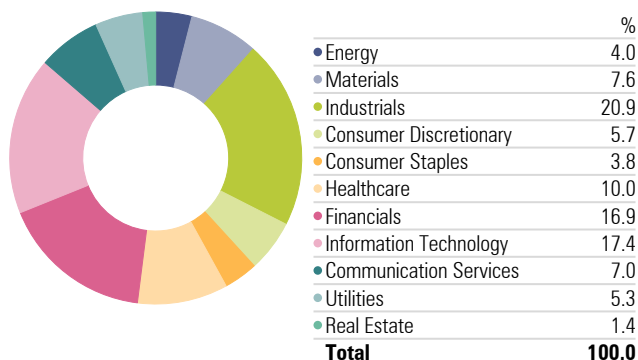
As of Date: 2021-03-31 Currency: Canadian Dollar

	YTD	1 Year	3 Years	5 Years	8 Years	10 Years
BARRANTAGH BALANCED PORTFOLIO	1.43	18.65	8.47	8.12	8.99	7.88
Balanced Benchmark	1.63	23.44	8.24	8.01	7.88	7.20

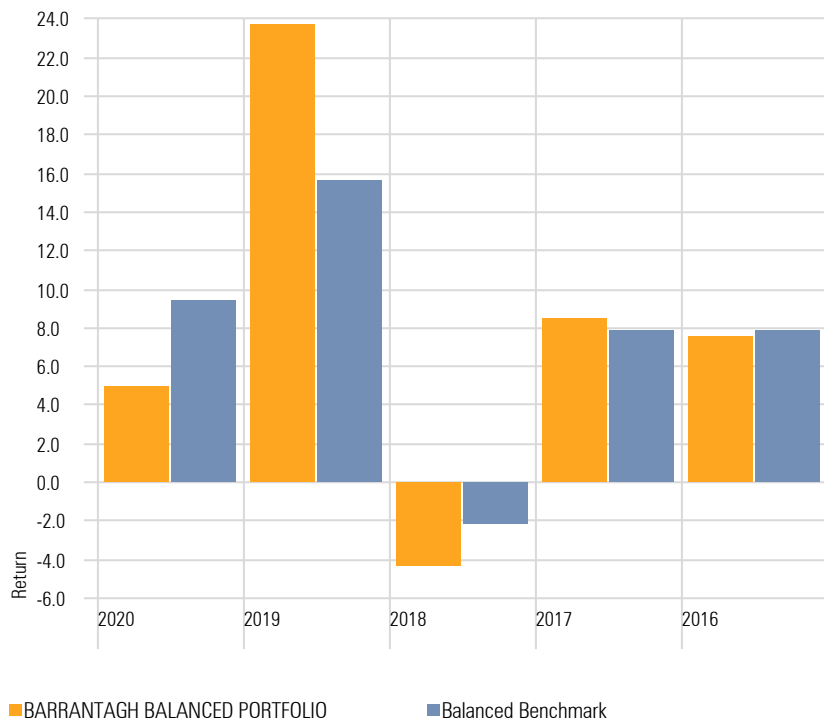
Balanced benchmark: 5% T-bill, 35% FTSE TMX Canada Universe Bond, 30% S&P/TSX, 30% MSCI World

## Current Portfolio - Equity Sectors (GICS)

Portfolio Date: 2021-03-31



## Investment Performance Chart \*



\* Investment returns shown are provided for informational purposes only and are calculated before management fees (gross of fees). Returns are annualized for periods greater than 1 year and calculated on a total return basis which includes income and capital gains (losses). Investment performance is calculated from a composite of identical client accounts. Past performance is no guarantee of future performance and future performance will fluctuate with future market outcomes.

## Top 10 Holdings

Portfolio Date: 2021-03-31

Company	Portfolio Weighting %
Barrantagh Small Cap Canadian Equity O	6.00
Toronto Dominion Bk 2021-04-06	2.73
JPMorgan Chase & Co	2.22
Ontario Prov Cda 2029-06-02	2.18
Westcoast Energy Inc Pref Share	2.00
Telefonaktiebolaget L M Ericsson ADR Class B	1.98
Alphabet Inc A	1.91
Government Of Canada 2025-09-01	1.88
Saskatchewan Prov Cda 2040-06-01	1.86
Schneider Electric SE ADR	1.80