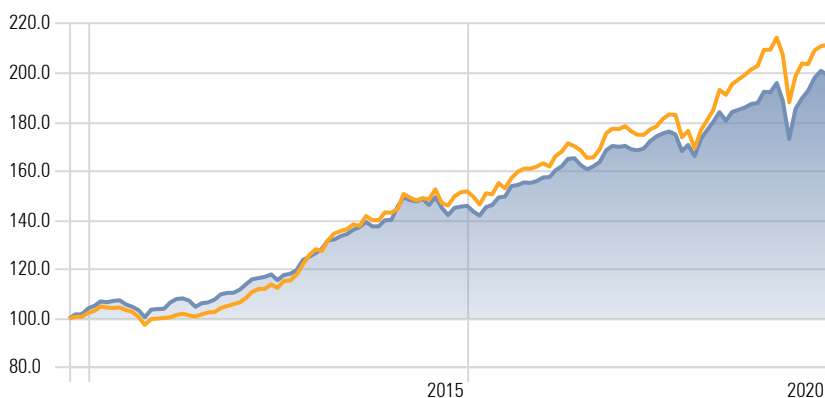


Barrantagh Global Balanced Portfolio

- **MANAGEMENT STYLE**
- Value bias
- Quality focus (strong Balance Sheet / full cycle profitability)
- Disciplined bottom up research process
- Management interviews
- Low turnover
- High conviction portfolios
- Minimum 7 GICS sectors
- **GLOBAL BALANCED**
- Capital preservation & growth
- Active asset allocation
- 20 - 40 bonds: core duration strategy & active sector allocation
- 20 - 40 Canadian stocks (all cap)
- 20 - 40 Global stocks (U.S. and International ADR's)

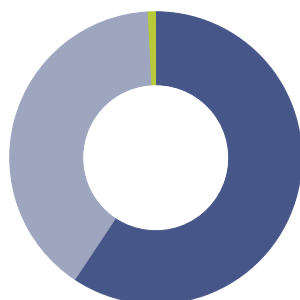
Investment Growth (CDN \$)*

Time Period: 2010-10-01 to 2020-09-30



BARRANTAGH BALANCED PORTFOLIO - Asset Allocation

Portfolio Date: 2020-09-30



	%
Stock	59.8
Bond	39.8
Cash	0.8
Other	0.0
Total	100.0

— BARRANTAGH BALANCED PORTFOLIO — Balanced Benchmark

Trailing Returns *

As of Date: 2020-09-30 Currency: Canadian Dollar

	YTD	1 Year	3 Years	5 Years	10 Years
BARRANTAGH BALANCED PORTFOLIO	0.92	4.95	7.76	7.68	7.78
Balanced Benchmark	3.68	6.32	6.75	6.99	7.14

Balanced benchmark: 5% T-bill, 35% FTSE TMX Canada Universe Bond, 30% S&P/TSX, 30% MSCI World

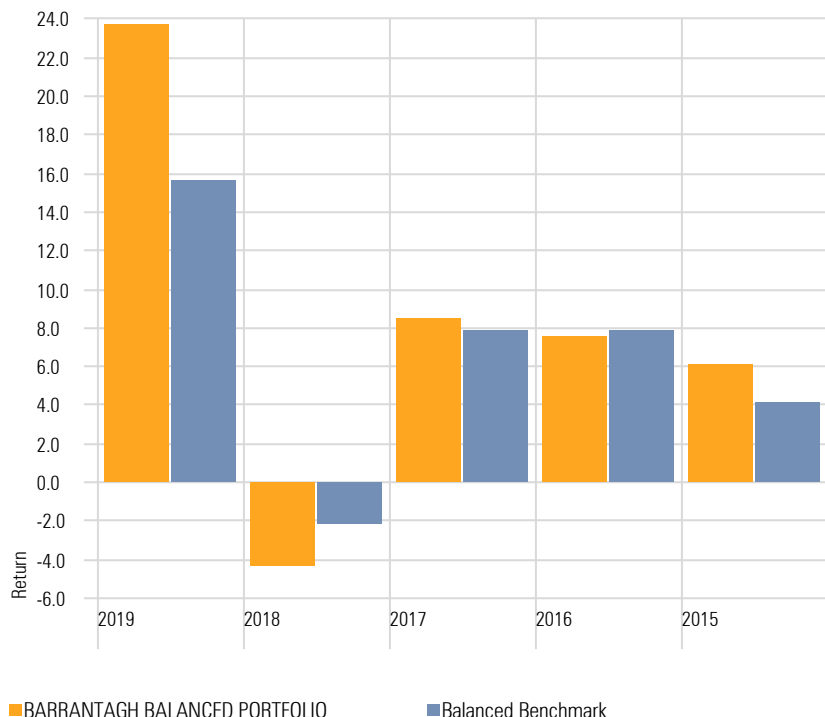
Current Portfolio - Equity Sectors (GICS)

Portfolio Date: 2020-09-30



	%
Energy	3.0
Materials	5.8
Industrials	24.0
Consumer Discretionary	8.2
Consumer Staples	5.4
Healthcare	13.4
Financials	7.7
Information Technology	17.0
Communication Services	8.6
Utilities	3.5
Real Estate	3.3
Total	100.0

Investment Performance Chart *



* Investment returns shown are provided for informational purposes only and are calculated before management fees (gross of fees). Returns are annualized for periods greater than 1 year and calculated on a total return basis which includes income and capital gains (losses). Investment performance is calculated from a composite of identical client accounts. Past performance is no guarantee of future performance and future performance will fluctuate with future market outcomes.

Top 10 Holdings

Portfolio Date: 2020-09-30

	Portfolio Weighting %
Barrantagh Small Cap Canadian Equity O	5.38
Canada Hsg Tr No 1 2024-06-15	3.86
Microsoft Corp	2.26
Mondelez International Inc Class A	2.25
Telefonaktiebolaget L M Ericsson ADR Class B	2.24
Saskatchewan Prov Cda 2040-06-01	2.18
National Bank Of Canada 2021-07-26	2.03
Government Of Canada 2025-09-01	2.00
Alberta Prov Cda 4.5% 2040-12-01	1.98
Mastercard Inc A	1.81